









The Kids' Zone



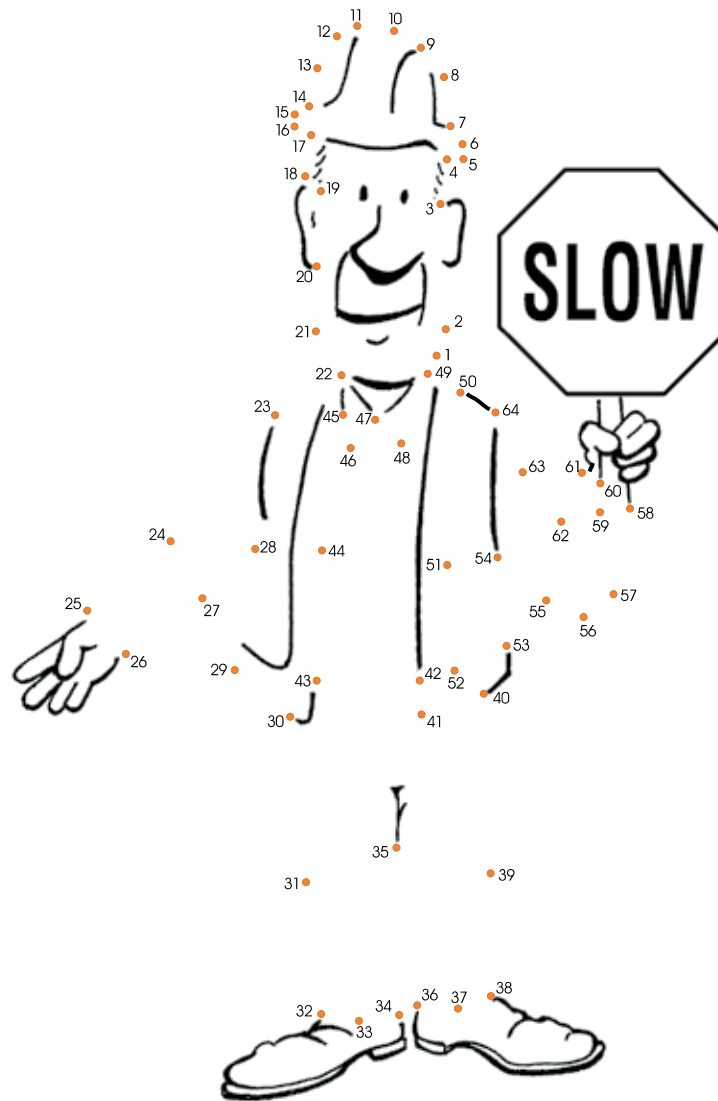
Road Sign Shapes

Signs use a combination of shape, color, words and pictures to tell you what to do while you're on the road. See if you can match up the correct shape to its meaning.

- _____ This sign means stop. Always let other vehicles, pedestrians or bicyclists pass if they are in your path.
- _____ This sign means to slow down and let vehicles crossing your path go by. If necessary, stop before going ahead.
- _____ This sign warns you of a no-passing zone and will be on the left-hand side of the road.
- _____ This sign uses words and pictures to alert you to special road hazards.
- _____ This sign marks school areas and school crossings.
- _____ This sign marks railroad crossings. A number sign underneath tells you how many sets of tracks you will cross.
- _____ This sign gives you early warning of railroad crossings.
- _____ This sign is regulatory when it's vertical. It gives you directions or tells you about services you may want, when it's horizontal.

- A 
- B 
- C 
- D 
- E 
- F 
- G 
- H 

answers on opposite side



Make Me Complete

Connect the dots and color me

Work Zone Word Search

Find the words in the grid. When you are done, the unused letters in the grid will spell out a hidden message. Pick them out from left to right, top line to bottom line. Words can go horizontally, vertically and diagonally in all eight directions.

DRIVESAFELYSLAVOMERWONSI
 NWORKZONESKMTNFCPVRGZXQF
 TYLXFPWYTCCCYILCFFPYKRLF
 DTSERUSOLCENALMMMMRHCNFK
 KSWLKEMYIELDKEDIESREKROW
 FEBLRDXVXSPPSNNLFBWLLH
 YVAJXKMKQGTTTELQDVIDGLJSN
 AERCDCWHVBUNSZALRXENMFTP
 WGRDDUTARNOJKIGNNOSEEKAK
 HNIMLBRKECVRQXRKYNAKPSYQ
 GAEHODRXFNOLFHMOGOMDNSAN
 IRRKRWPNLWHNKFRITRUJWYLT
 HOTADEINAKJTKJSXCODRNOEJ
 HWIQCQVYNGTBWDWPRKYMGTTRM
 RLOHTLVGMAINTENANCERRTK
 JTELEXDLEXDRIVESAFELYZIT
 KDHFVLMRIAPERYCNEGREMPEP
 BZAQMQUEMFDDETOURSPMQNQLL
 CSTMRRZBNOITCEPSNIEGDIRB
 XMFPGCONSTRUCTIONNPPDNDT
 WGJEHKNNZRUTILITYWORKDGB
 LFFWECNEITAPNFHLBNTTTBNCJ
 QFXMNDRIVECOURTEOUSLYPXM
 QKZZKKMVKNTHGINDNAYADYFW

- | | | |
|-------------------|----------------|--------------|
| Barrier | Flagger | Signs |
| Bridge inspection | Guardrail | Slow |
| Buckle up | Highway | Snow removal |
| Cones | Lane closures | Speed limits |
| Construction | Maintenance | Stay alert |
| Day and night | Merge | Stop |
| Detours | Motorists | Unexpected |
| Drive courteously | Mowing | Utility work |
| Drive safely | Orange vests | Workers |
| Emergency repair | Patience | Work zone |
| End road work | Plan your trip | |
| Fines | Safety | |

Roadways Keep Missouri Moving

Don't barrel through **Work Zones!**



Missouri Work-Zone Safety Tips

Here are some helpful tips:

- Buckle Up! - Every trip, every time - safety belts save lives.
- Stay Alert! - Dedicate your full attention to the roadway.
- Follow Signs! - They'll guide you through work zones safely.
- Expect the Unexpected! - Watch for flaggers, workers and equipment.
- Pay Attention! - Turn the radio down and don't use your cellular phone.
- Be Patient! - Remember workers are improving the road for future travels.
- Don't Speed! - Follow posted limits and adjust for weather conditions.
- Don't Drink and Drive! - Impairment of any kind is unacceptable.
- Be Nice! - Merge as directed, don't tailgate and don't change lanes in a work zone.

www.modot.org/workzones

FHWA and MoDOT value you, the traveler. We'd like you to keep coming back, so please Drive Smart and Arrive Alive.

Statewide and district construction maps are available online. For a list of current construction projects, contact MoDOT.



Contact Information for MoDOT and FHWA

◆ 1-888-ASK MODOT (275-6636)
www.modot.org

◆ www.fhwa.dot.gov (573) 636-7104
safety.fhwa.dot.gov



Missouri Department of Transportation



U.S. Department of Transportation
Federal Highway Administration

Answers to Road Sign Shapes: 1F, 2C, 3H, 4D, 5B, 6E, 7A, 8G

In Missouri, you'll find work zones...

- On city, county or state roadways
- During the day and at night
- While crews work on –
 - Construction
 - Roadway maintenance
 - Snow and ice prevention
 - Mowing
 - Bridge inspection
 - Utility work
 - Emergency repair

